

CBRE

GLOBAL WORKPLACE
SOLUTIONS

UNIFORM GUIDE 2017



INTRODUCTION

Welcome to the CBRE GWS EMEA Uniform Guide

RISE; Respect and integrity, along with Service and Excellence, are our foundation values. Every one of us, and our teams, are critical in delivering our client first focus.

Making sure our tools, equipment and PPE meet the necessary standards, as well as enabling us to be well presented, demonstrates our commitment Exceptional Service and world class performance.

Our own teams work collaboratively with our supplier 'More Than Safety' (MTS) to evaluate and select a broad range of products to meet legal requirements and our RISE values. You can see the current range here.

Keeping our needs under review by monitoring the effectiveness of products, and user feedback, continues all year round. Quite correctly it is our teams that evaluate and choose the range of products available.

Risk management is our shared responsibility, I trust that these products will support you in delivering exceptional service.

Steve Booker
Director; Health, Safety and Environment (HSE)
CBRE Global Workplace Solutions, EMEA

HOW TO ORDER

First, please go to the dedicated website at cbre.morethansafety.com/gws

Once there please select the products and quantities required by "add to quote".

Once you have everything you need follow the on screen instructions to submit your request for a quotation. You will receive a confirmation of receipt of your RFQ from MTS. Your Site Leader will then receive a quotation for approval. Once approved your quotation will be converted to an order and soon afterwards you will be contacted with an estimated delivery date.

Later in 2015, authorised and registered users will be able to log in and order online, seeing prices without requesting a quote first. Users will be able to manage all their orders online. You will also be able to check your order status. More products will be added too showing the full range of approved products available to CBRE GWS from More Than Safety.

For any questions please click on the "contact us" tab on the website, alternatively call our customer services team on + 44 (0) 1489 780255 or by email to sales@morethansafety.co.uk

CONTENTS

Mens Corporate Clothing	5-9
Womens Corporate Clothing	10-13
Workwear	14-20
Workwear - High Visibility	21-22
Outerwear	23
Nordic Countries Only	24
Wash & Care Guidelines	25
Measuring Guide	26-27
Size Guide	28-30
Corporate Clothing Care Instructions	31
Returned Goods Policy	32-33



2301247

2301247
Darwin Classic Fit Suit Jacket

Darwin performance suit jacket. Single breasted 2 button fastening. Twin side vents. Slant flap pockets. 4 cuff buttons. Vibrant colour linings with contrast Columbia stitch detail. Wool rich cloth with polyester and lycra. Excellent crease recovery.

Material: 60% Wool / 38% Polyester / 2% Lycra

Wash Instructions: Dry Clean Only

Sizes:

36 - 52 Short

36 - 52 Regular

38 - 52 Long

Garment sizes are approximate and for guidance only.
For in depth sizing please refer to Size Guide S on page 27.



2201854

2201854
Rhino Blazer

Two brass effect button single breasted. Chest welt pocket. Two side pockets with flaps. Buttonhole on lapel. Side vents. Access for decoration to chest pocket.

Material: 75% polyester / 25% viscose

Weight: 410gsm

Chest (to fit): 36 38 40 42 44 46

Height: Short Reg Long

36 not available in long.

Garment sizes are approximate and for guidance only.
For in depth sizing please refer to Size Guide S on page 27.



2301248

2301248
Darwin Classic Fit Suit Trouser

Darwin performance suit trouser. Slant flat pockets. Buttoned hip pockets. Shirt grip inner waistband. Wool rich cloth with polyester and lycra. Excellent crease recovery. Medium weight.

Material: 60% Wool / 38% Polyester / 2% Lycra

Wash Instructions: Dry Clean Only

Sizes:

30-48 Short (Inside Leg 29")

30-48 Regular (Inside Leg 31")

30-48 Long (Inside Leg 33")

Garment sizes are approximate and for guidance only.
For in depth sizing please refer to Size Guide S on page 27.



2201328

2201328
Rhino Pleated Trouser

Belt loops. Single pleat front. Two slant side and one hip pocket. Machine washable. Belt not included.

Material: 75% polyester / 25% viscose

Weight: 410gsm

Waist (to fit): 32 34 36 38 40 42

Leg Length: Short 29 Reg 31 Long 33

Garment sizes are approximate and for guidance only.
For in depth sizing please refer to Size Guide S on page 27.





2010118

2010118 **Cyprus Flat Fronted Trousers**

Polyester lining to the knee. Button with hook and bar fastening over zip fly. Belt loops. Two slant side pockets, right with security inner pocket. Two rear jetted pockets with buttons. Taped hems. Machine washable. Belt not included.

Material: 80% polyester / 20% viscose


Weight: 350gsm

Waist (to fit): 32 34 36 38 40 42 44 46 48 50 52 54


Leg Length: Short 29 Reg 31 Long 33

Garment sizes are approximate and for guidance only.

For in depth sizing please refer to Size Guide S on page 27.



black navy charcoal grey



2010249

2010249 **Bottle Green Mens Clip-On Tie**

Mens clip-on tie. Blade width 4". Length 18". Steel clip.

Material: 100% Polyester

Size: One Size



2300255

2300255 **Classic Black Leather Trouser Belt**

Classic black leather belt for trousers.

Size: One Size



2210104

2210104 Premium

White Short Sleeve Premium Oxford Shirt


Wrinkle resistant finish. Left chest pocket. Button down collar. Shaped hem. Back yoke with centre pleat and hanging loop.

Material: 85% cotton / 15% polyester.

Weight: 125gsm

Collar: 14 14.5 15 15.5 16 16.5 17 17.5 18 18.5 19 19.5 20 21 22 23

Garment sizes are approximate and for guidance only. For in depth sizing please refer to Size Guide K on page 26.



2211651

2211651 Premium

Black Short Sleeve Premium Oxford Shirt

Wrinkle resistant finish. Left chest pocket. Button down collar. Shaped hem. Back yoke with centre pleat and hanging loop.

Material: 85% cotton / 15% polyester.

Weight: 125gsm

Collar: 14.5 15 15.5 16 16.5 17 17.5 18 18.5 19 19.5 20

Garment sizes are approximate and for guidance only. For in depth sizing please refer to Size Guide K on page 26.



2210103

2210103 Premium


White Long Sleeve Premium Oxford Shirt

Wrinkle resistant finish. Left chest pocket. Double folded seams. Button down collar. Adjustable cuff with button on cuff gauntlet. Shaped hem. Back yoke with centre pleat and hanging loop.

Material: 85% cotton / 15% polyester. Weight: 125gsm

Collar: 14 14.5 15 15.5 16 16.5 17 17.5 18 18.5 19 19.5 20 21 22 23

Garment sizes are approximate and for guidance only. For in depth sizing please refer to Size Guide K on page 26.



2211650

2211650 Premium

Black Long Sleeve Premium Oxford Shirt

Wrinkle resistant finish. Left chest pocket. Double folded seams. Button down collar. Adjustable cuff with button on cuff gauntlet. Shaped hem. Back yoke with centre pleat and hanging loop.

Material: 85% cotton / 15% polyester.

Weight: 125gsm

Collar: 14.5 15 15.5 16 16.5 17 17.5 18 18.5 19 19.5

Garment sizes are approximate and for guidance only. For in depth sizing please refer to Size Guide K on page 26.



2210094

2210094 Workwear Standard

White Short Sleeve Workwear Standard Oxford Shirt


Button down collar. Left chest pocket. Self colour buttons. Double folded seams. Back yoke and two side pleats. Curved hem.

Material: 70% cotton / 30% polyester.

Weight: 135gsm

Collar: 14.5 15 15.5 16 16.5 17 17.5 18 18.5 19 19.5 20 21 22 23

Garment sizes are approximate and for guidance only. For in depth sizing please refer to Size Guide K on page 26.



2211649

2211649 Workwear Standard

Black Short Sleeve Workwear Standard Oxford Shirt

Button down collar. Left chest pocket. Self colour buttons. Double folded seams. Back yoke and two side pleats. Curved hem.

Material: 70% cotton / 30% polyester.

Weight: 135gsm

Collar: 14.5 15 15.5 16 16.5 17 17.5 18 18.5

Garment sizes are approximate and for guidance only. For in depth sizing please refer to Size Guide K on page 26.



2210095

2210095 Workwear Standard

White Long Sleeve Workwear Standard Oxford Shirt


Button down collar. Left chest pocket. Adjustable cuffs with button on cuff gauntlet. Self colour buttons. Double folded seams. Back yoke and two side pleats. Curved hem.

Material: 70% cotton / 30% polyester.

Weight: 135gsm

Collar: 14.5 15 15.5 16 16.5 17 17.5 18 18.5 19 20 21 22 23

Garment sizes are approximate and for guidance only. For in depth sizing please refer to Size Guide K on page 26.



2211648

2211648 Workwear Standard

Black Long Sleeve Workwear Standard Oxford Shirt

Button down collar. Left chest pocket. Adjustable cuffs with button on cuff gauntlet. Self colour buttons. Double folded seams. Back yoke and two side pleats. Curved hem.

Material: 70% cotton / 30% polyester.

Weight: 135gsm

Collar: 14.5 15 15.5 16 16.5 17 17.5 18 18.5

Garment sizes are approximate and for guidance only. For in depth sizing please refer to Size Guide K on page 26.



2010106

2010106
24/7 Mode Juliette Jacket


Single breasted, 3 buttons. Plain back. Slant side pockets. Feature lining with contrast piped seams. 2 inside pockets. Stitched edge lapels and pockets.

Material: 60% Wool / 38% Polyester / 2% Lycra

Weight: 280gsm

Sizes:
6-18 Petite
6-26 Regular
8-18 Tall

Garment sizes are approximate and for guidance only.
For in depth sizing please refer to Size Guide S on page 28.



2010107

2010107
24/7 Mode Monique Trouser


Bootcut, front zip. Feature 2 piece waistband with twin. Button fasten. Slant side pockets. Lined to the knee.

Material: 60% Wool / 38% Polyester / 2% Lycra

Weight: 280gsm

Sizes:
6-20 Short (Inside Leg 29")
6-26 Regular (Inside Leg 31")
6-26 Long (Inside Leg 36" Unhemmed)

Garment sizes are approximate and for guidance only.
For in depth sizing please refer to Size Guide S on page 28.



2011331

2011331
Women's Black Gigi Dress


Pleat front neckline. Cap sleeve. Fully lined. Back zip & vent. Belt included.

Material: 100% Double Layer Polyester

Weight: 390gsm

Sizes:
6 - 20 Regular

Garment sizes are approximate and for guidance only.
For in depth sizing please refer to Size Guide S on page 28.



2010108

2010108
24/7 Mode Black Marie Skirt

Straight skirt. Back zip & vent. Fully lined.

Material: 60% Wool / 38% Polyester / 2% Lycra

Weight: 280gsm

Sizes:
6-16 Short (Length 21")
6-26 Regular (Length 24")
6-26 Long (Length 27")

Garment sizes are approximate and for guidance only.
For in depth sizing please refer to Size Guide S on page 28.



2010233

2010233
Bottle Green Ladies Scarf

Ladies scarf. Width 10". Length 47".

Material: 100% Polyester

Size: One Size



2212122

2212122 Premium


White Ladies Short Sleeve Premium Oxford Shirt

Wrinkle resistant finish. Button down collar. Tailored fit with rounded hem. Back yoke.

Material: 85% cotton / 15% polyester.
Weight: 125gsm

Size To Fit: XXS XS S M L XL 2XL 3XL 4XL 5XL 6XL 7XL
Ladies sizes: 6 8 10 12 14 16 18 20 22 24 26 28

Garment sizes are approximate and for guidance only.
For in depth sizing please refer to Size Guide K on page 26.



2212293

2212293 Premium

Black Ladies Short Sleeve Premium Oxford Shirt

Wrinkle resistant finish. Button down collar. Tailored fit with rounded hem. Back yoke.

Material: 85% cotton / 15% polyester.
Weight: 125gsm

Size To Fit: XXS XS S M L XL 2XL 3XL 4XL 5XL 6XL
Ladies sizes: 6 8 10 12 14 16 18 20 22 24 26

Garment sizes are approximate and for guidance only.
For in depth sizing please refer to Size Guide K on page 26.



2212276

2212276 Premium

White Ladies Long Sleeve Premium Oxford Shirt

Wrinkle resistant finish. Classic collar. Tailored fit with rounded hem. Double folded seams. Curved panels front and back. Three button cuff. Back yoke.

Material: 85% cotton / 15% polyester. Weight: 125gsm

Size To Fit: XXS XS S M L XL 2XL 3XL 4XL 5XL 6XL 7XL
Ladies sizes: 6 8 10 12 14 16 18 20 22 24 26 28

Garment sizes are approximate and for guidance only.
For in depth sizing please refer to Size Guide K on page 26.



2212277

2212277 Premium

Black Ladies Long Sleeve Premium Oxford Shirt

Wrinkle resistant finish. Classic collar. Tailored fit with rounded hem. Double folded seams. Curved panels front and back. Three button cuff. Back yoke.

Material: 85% cotton / 15% polyester. Weight: 125gsm

Size To Fit: XS S M L XL 2XL 3XL 4XL 5XL 6XL
Ladies sizes: 8 10 12 14 16 18 20 22 24 26

Garment sizes are approximate and for guidance only.
For in depth sizing please refer to Size Guide K on page 26.



2210096

2210096 Workwear Standard

White Ladies Short Sleeve Workwear Standard Oxford Shirt

Semi fitted with front and back darts. Classic collar. Self colour buttons. Back yoke. Rounded hem.

Material: 70% cotton / 30% polyester.
Weight: 135gsm

Size To Fit: XXS XS S M L XL 2XL 3XL
Ladies sizes: 6 8 10 12 14 16 18 20

Garment sizes are approximate and for guidance only.
For in depth sizing please refer to Size Guide K on page 26.



2212294

2212294 Workwear Standard

Black Ladies Short Sleeve Workwear Standard Oxford Shirt

Semi fitted with front and back darts. Classic collar. Self colour buttons. Back yoke. Rounded hem.

Material: 70% cotton / 30% polyester.
Weight: 135gsm

Size To Fit: XXS XS S M L XL 2XL 3XL
Ladies sizes: 6 8 10 12 14 16 18 20

Garment sizes are approximate and for guidance only.
For in depth sizing please refer to Size Guide K on page 26.



2210097

2210097 Workwear Standard

White Ladies Long Sleeve Workwear Standard Oxford Shirt

Semi fitted with front and back darts. Classic collar. Self colour buttons. Adjustable cuffs. Double folded seams. Back yoke. Curved hem.

Material: 70% cotton / 30% polyester.
Weight: 135gsm

Size To Fit: XXS XS S M L XL 2XL 3XL
Ladies sizes: 6 8 10 12 14 16 18 20

Garment sizes are approximate and for guidance only.
For in depth sizing please refer to Size Guide K on page 26.



2212278

2212278 Workwear Standard

Black Ladies Long Sleeve Workwear Standard Oxford Shirt

Semi fitted with front and back darts. Classic collar. Self colour buttons. Adjustable cuffs. Double folded seams. Back yoke. Curved hem.

Material: 70% cotton / 30% polyester.
Weight: 135gsm

Size To Fit: XXS XS S M L XL 2XL 3XL
Ladies sizes: 6 8 10 12 14 16 18 20

Garment sizes are approximate and for guidance only.
For in depth sizing please refer to Size Guide K on page 26.



2212296

2212296

Mens Black Poly / Cotton Pique Polo Shirt

Locker patch. Cuffed sleeves. Three matching buttons. Taped neck. Reinforced shoulder seams. Side vents. Twin needle stitching.

Material: 65% polyester / 35% cotton

Weight: 185 gsm

Size: XS S M L XL XXL 3XL 4XL 5XL

Garment sizes are approximate and for guidance only.

For in depth sizing please refer to Size Guide K on page 26.



2212282

2212282

Ladies Black Classic Pique Polo Shirt

Ladies cut. Three matching button placket. Locker patch. Cuffed sleeves. Side vents. Twin needle stitching. 60°C domestic wash.

Material: 65% polyester / 35% cotton.

Weight: 185 gsm

Size to fit: XXS XS S M L XL 2XL 3XL 4XL

Ladies size: 6 8 10 12 14 16 18 20 22

Garment sizes are approximate and for guidance only.

For in depth sizing please refer to Size Guide K on page 26.



2211783

2211783

Black Crew Neck Sweatshirt

Fade resistant. Taped back neck. 1x1 rib trim to hem and cuffs. Twin needle stitch detail. SpotShield™ stain resistant coating.

Material: 50% polyester / 50% combed ringspun cotton

Weight: 295gsm

Size: XS S M L XL XXL 3XL 4XL

Garment sizes are approximate and for guidance only.

For in depth sizing please refer to Size Guide R on page 27.



2212283

2212283

Black V-Neck Sweatshirt

Drop shoulder style. Side seams. Elastane rib at collar, cuffs and waistband.


Material: 50% combed ringspun cotton / 50% polyester.

Weight: 295gsm

Size: XS S M L XL XXL

Garment sizes are approximate and for guidance only.

For in depth sizing please refer to Size Guide R on page 27.



2212281

2212281

Black Long Sleeved Poly / Cotton Pique Polo Shirt

1x1 rib flat knit collar. Three button narrow placket. 2x2 rib cuffs with Lycra®. Reinforced shoulder seams. Twin needle stitched shoulders, armholes and cuffs. Side vents. Tear Out label for ease of rebranding.

Material: 65% polyester / 35% cotton

Weight: 200gsm

Size: S M L XL XXL

Garment sizes are approximate and for guidance only.

For in depth sizing please refer to Size Guide K on page 26.



2212284

2212284

Black Classic Ringspun T-Shirt

Shoulder to shoulder taping. Front cover seaming on collar. Tubular body construction for shape retention.

Material: 100% ringspun cotton

Weight: 180gsm

Size: XS S M L XL XXL 3XL 4XL

Garment sizes are approximate and for guidance only.

For in depth sizing please refer to Size Guide R on page 27.



2210089

2210089

Black Cotton Acrylic V Neck Sweater

12 gauge. Set in sleeves. 1x1 rib linked v neck. 1x1 rib cuffs and waistband.

Material: 50% cotton / 50% acrylic

Size: XXS XS S M L XL XXL 3XL

Garment sizes are approximate and for guidance only.

For in depth sizing please refer to Size Guide K on page 26.



2210090

2210090

Ladies Black Cotton Acrylic V Neck Sweater

12 gauge. Set in sleeves. 1x1 rib linked V neck. 1x1 rib cuffs and hem.

Material: 50% cotton / 50% acrylic.

Size To Fit: XXS XS S M L XL 2XL 3XL

Ladies Size: 6 8 10 12 14 16 18 20

Garment sizes are approximate and for guidance only.

For in depth sizing please refer to Size Guide K on page 26.



2210091

2210091
Black Soft Shell Jacket

High Stretch water resistant, windproof and breathable fabric. Fleece lined with internal pockets and weatherguard front flaps. 3 zipped front pockets. Adjustable cuffs. Warm fleece lined collar. Cordura® tear resistant trim. Hip drawcord.

Sizes: XS S M L XL XXL 3XL 4XL 5XL 6XL

Garment sizes are approximate and for guidance only.
For in depth sizing please refer to Size Guide B on page 27.



2210106

2210106
Black Waterproof Bomber Jacket

Polyester / Pongee fabric. 2 zipped side pockets with reflective edge. 1 zipped security pocket. Adjustable Velcro cuffs. Fully elasticated waistband. Polar fleece lined. Zipped logo access. 2 internal zipped pockets. Internal mobile phone pocket. Taped Seams. Zip away hood. Conforms to EN343.

Material: Polyester / Pongee fabric

Sizes: S M L XL XXL 3XL 4XL 5XL

Garment sizes are approximate and for guidance only.
For in depth sizing please refer to Size Guide B on page 27.



2210102

2210102
Premium Black Fleece Jacket

High quality. 360gsm micro fleece with full zip front. Concealed lightweight hood with drawcord. Yoke shoulders with contrast piping. Rib knitted waistband and cuffs. Two lower pockets with zip closure. Fully lined.

Weight: 360gsm

Sizes: XS S M L XL XXL 3XL 4XL 5XL

Garment sizes are approximate and for guidance only.
For in depth sizing please refer to Size Guide B on page 27.



2210092


2210092
Black Waterproof Coat

Polyester / Pongee fabric. 2 Zipped side pockets. 1 Zipped security pocket. Adjustable Velcro cuffs. Draw cord waist. Half fleece lined. Zipped logo access. 2 Internal zipped pockets. Internal mobile phone pocket. Taped Seams. Zip away hood

Material: Polyester / Pongee Fabric

Sizes: S M L XL XXL 3XL 4XL 5XL

Garment sizes are approximate and for guidance only.
For in depth sizing please refer to Size Guide B on page 27.



2210108

2210108
Black Regular Boilersuit

Poly Cotton. Concealed stud front. 2 breast pockets. Elasticated waist. 2 swing hip pockets with side access. 1 rear pocket. 1 rule pocket. Garment has a half elasticated waistband.

Material: Poly Cotton

Sizes: 36" - 58"

Garment sizes are approximate and for guidance only.



2212280

2212280
White Polycotton Warehouse Coat

Concealed stud front. 1 breast pocket. 2 lower pockets. Rear vents.

Material: 65% polyester, 35% cotton

Sizes: 28" - 60"

Garment sizes are approximate and for guidance only.



2211764

2211764
Black Tabard

Black Tabard. Front pouch pocket. Tab side fastening

Sizes: S M L XL XXL 3XL

Garment sizes are approximate and for guidance only.



2300112
Black Heavy Duty Work Trousers

Heavy Duty Work Trousers. Stain resistant Du Pont™ Teflon® coating. Reinforced seat. YKK zip. Belt loops. Phone pouch. Two back pockets - one open and one with tear release fastening. Triple stitched pocket openings and inseams. Cargo pockets on legs. Internal knee pad pockets. Suitable for 60°C domestic wash. WRAP Certified Production.

Material: 65% Polyester / 35% Cotton Canvas

Weight: 260gsm

Waist (to fit): 28 30 32 34 36 38 40 42 44 46 48

Leg Length: Short 30, Reg, 32, Long 34

Garment sizes are approximate and for guidance only.

1700108
Foam Knee Pads (Pair)

Trousers With This Image Will Accept These Knee Pads

Moulded EVA foldable knee pad. 16.5 x 21.5mms. Universal sizing. Ergonomic design. Easily moulds around knee and can be trimmed to size. For use with all knee pad type work trousers.



2010425 Workwear Trouser
Black Heavyweight Trousers

7 Belt loops. Metal button waist fastening. No. 5 YKK brass zip. 2 front pleats. 2 hip pockets with flap and press stud closure. Pleated leg pockets with stud flap. Knee pad pockets.

Material: 9oz 65/35 Polyester Cotton.

Sizes: 26" - 50" (regular) 28" - 50" (tall)

Sizing Guide:

UK: 30" 32" 34" 36" 38" 40" 42" 44" 46"

CM: 76 81 86 91 96 101 107 112 116

Euro: 46 48 50 52 54 56 58 60 62

UK Regular Leg: 31" / 79CM

UK Long Leg: 32.5" / 84CM

Garment sizes are approximate and for guidance only.



2010141
Ladies Black Cargo Trousers

Zip fly with button over. Two side pockets. Two rear concealed button pockets. Two side leg tear release cargo pockets. Waistband with side elastication and belt loops.

Material: 65% polyester / 35% cotton.

Weight: 245 gsm

Sizes: 8 10 12 14 16 18 20 22 24 26 28 30

Waist: 26 28 30 32 34 36 38 40 42 44 46 48

CM: 66 71 76 81 86 91 96 101 107 112 116 121

Leg length: Reg 29 Long 31

Garment sizes are approximate and for guidance only.



2202347 'Soft Services' Trouser
Ladies Black Cargo Trousers

Single belt loops reinforced for extra strength. Metal rivet button fastening at waist. 2 side & 2 rear pockets with velcro flaps. 2 thigh pockets with velcro flaps. Flat front. Wide belt loops.

Material: 65% polyester / 35% cotton.

Weight: 245 GSM/7 oz

Ladies Sizes: 8 10 12 14 16 18 20

Waist (to fit): 26" 27" 29" 31" 33" 35" 37"

CM: 66 68 74 79 84 89 94

Available in Reg. Inside Leg for Regular: 30"

Garment sizes are approximate and for guidance only.



2212286

2212286

Black Safety Bump Cap

100% cotton baseball cap with ventilation holes. Fitted over a plastic shell providing lightweight head protection.

Standard: EN812 - 2012



1102037

1102037

Green Safety Bump Cap

100% cotton baseball cap with ventilation holes. Fitted over a plastic shell providing lightweight head protection.

Standard: EN812 - 2012



2211763

2211763

Black Original Cuffed Beanie

Double layer knit.

Material: 100% soft touch acrylic.

Size: One Size



2212279

2212279

Black Thinsulate Hat

Microfibre technology traps air to keep user warm. Effective when wet and dries quickly. Ideal for winter use. Made from 3M Thinsulate.



2212710

2212710

Saturn Yellow Jacket

Concealed hood. Two-way heavy duty zip front with storm flap and security pocket. 2 Lower pockets with flaps. In side breast pocket. Knitted storm cuffs. Internal 'Wicking' strip. Fully taped seams. Reflective Material.

Logo is a heat applied transfer to the FLB and rear of garment.

Material: PU coated polyester. Quilted lining with heavy weight (160gsm) polyester filling.

Sizes: S M L XL XXL 3XL 4XL 5XL 6XL

Standard: EN471 Class 3.



2212878

2212878

Saturn Yellow Bomber Jacket

Weather Proof Constructor Bomber Jacket. Press stud flap. Quilted lining. Fully taped seams. 2 Lower front pockets with flaps. Internal breast pocket. Concealed hood/drawcord in collar.

Logo is a heat applied transfer to the FLB and rear of garment.

Material: Heavyweight 300D Polyester Oxford outer shell with PU coating.

Sizes: S M L XL XXL 3XL 4XL 5XL 6XL

Standard: EN471 Class 3.



2212295

2212295

Saturn Yellow High Visibility Executive Vest

Saturn yellow polyester executive waistcoat. Front zip fastening. Retro reflective bands & braces. Two large front pockets with flaps. Mobile phone pocket with velcro fastening flap. Pen & pencil pockets. Transparent ID pouch pocket. Garment comes with a radio loop.

Logo is a heat applied transfer to the FLB and rear of garment.

Material: Polyester

Sizes: M L XL XXL 3XL 4XL 5XL 6XL

Standard: EN ISO20471 Class 2.



2211645

2211645

Saturn Yellow High Visibility Vest

Hi visibility vest with velcro fastening. 100% polyester. Reflective material.

Logo is a heat applied transfer to the FLB and rear of garment.

Material: 100% polyester.

Sizes: M L XL XXL 3XL 4XL 5XL 6XL 7XL

Standard: EN471 Class 2.



2212285

2212285

Orange High Visibility Vest

Hi visibility vest with velcro fastening. 100% polyester. Reflective material.

Logo is a heat applied transfer to the FLB and rear of garment.

Material: 100% polyester.

Sizes: M L XL XXL 3XL 4XL 5XL

Standard: EN471 Class 2.



2212562

2212562 Black Tool Vest

Re-inforced versatile black tool vest, which is hard-wearing and has easy access to your essential tools at all times.

Wide shoulder straps and stretch fabric in the back for increased comfort.

Cordura 1000 reinforced front holster pockets.

Knife fastener.

Easy-access mobile phone compartment.

ID badge window.

Adjustable ergonomic belt.

Logo is a heat applied transfer to the FLB of the garment.

Material: 60% polyester / 40% cotton 340g/m2.

Sizes: XS S M L XL XXL



2212483

Navy Arctic Peninsula Hi-Tech 4-in-1 Jacket

Healspo® weatherproof technology - breathable 8000g/m², waterproof 1000mm and windproof. Taped seams. Polyester dobby lining. Zip out, reversible inner jacket. Outer jacket has water resistant zips at front, side pockets, sleeve ski pass pocket and chest pocket. Inner storm flap. Detachable, adjustable hood with chin guard and visor. Multiple inside pockets. Headphone cable loops. Part elasticated adjustable cuffs. Zip opening mesh underarm vents. Longer back panel. Drawcords at collar and hem. Reflective safety patch. Reversible inner jacket is nylon (waterproof) outer with Wormalite® (breathable) fleece reverse. Full zip. Side pockets and chest pocket. Elasticated cuffs. Drawcord hem. Zip chest vents. Branded rubber badges on all parts.

Material: Polyester / Polyurethane Rose skin twill outer with Teflon® coating.

Size: S M L XL XXL 3XL
 Chest (to fit): 38 41 44 47 50 53

Garment sizes are approximate and for guidance only.

Outer Jacket (Navy) - Top Image

Logo is an embroidery to the FLB of the outer jacket.



Waterproof Outer of Inner Jacket (Black) - Image to the left

Logo is an embroidery to the rear nape of neck of the inner jacket's waterproof outer.

Fleece Reverse of Inner Jacket (Black)

The fleece reverse is supplied unbranded.

WASH & CARE GUIDELINES

The appropriate wash and care instructions found in the label attached to the garment, should be adhered to. The following guide will advise you on how to care for your garments.

Dry Cleaning

- Dry Clean
- Do Not Dry Clean

Washing

- Do Not Wash
- Machine Wash
- Machine Wash, Permanent Press
- Machine Wash, Gentle or Delicate
- Hand Wash
- Water Temp Not Above 30°C or 80°F
- Water Temp Not Above 40°C or 105°F
- 50°C or 120°F Wash
- 60°C or 140°F Wash

Bleaching and Chlorine

- Do Not Bleach
- Bleach If needed
- Do Not Use Chlorine Bleach
- Non-Chlorine Bleach If Needed

Drying

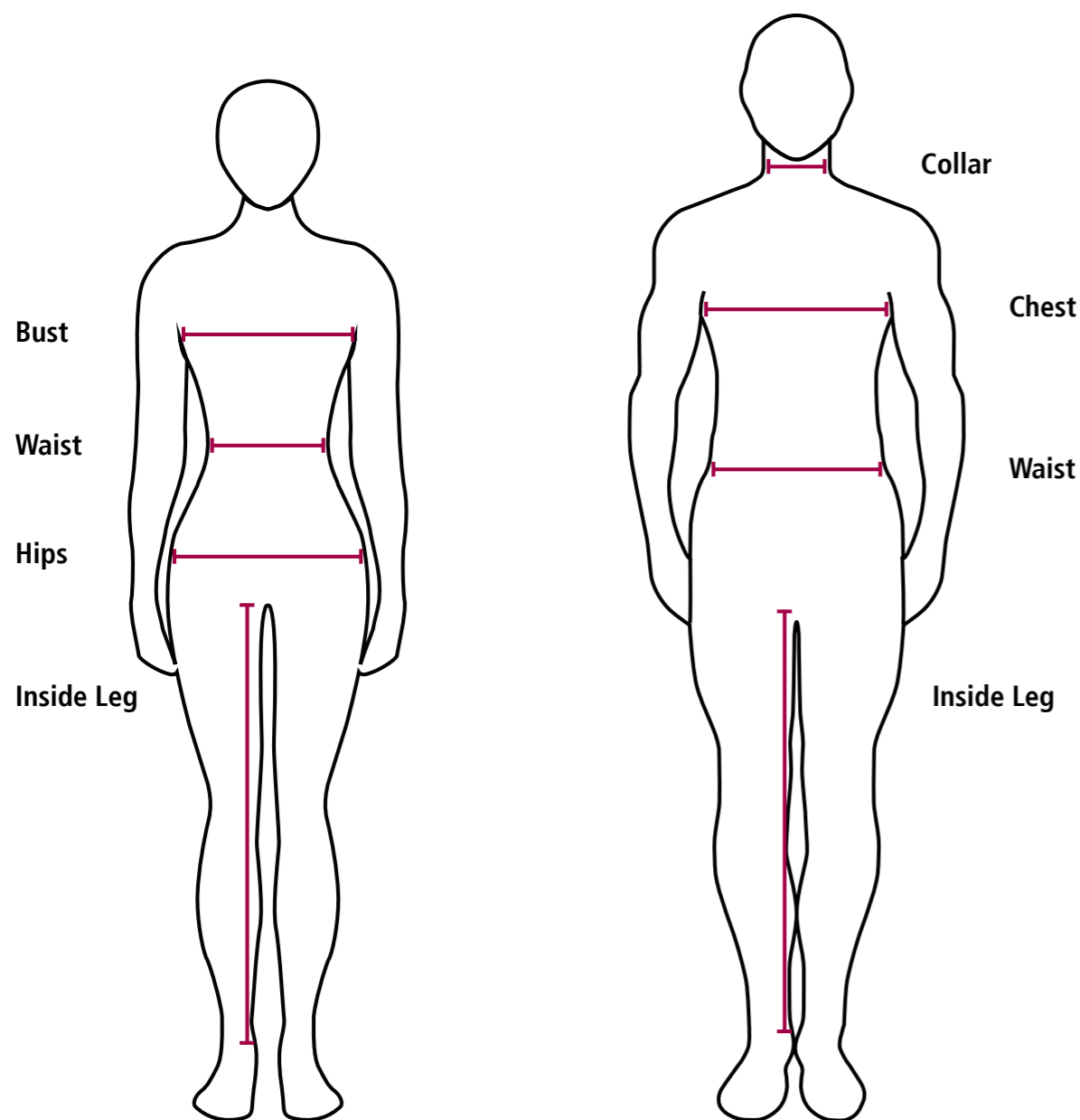
- Do Not Dry
- Do Not Tumble Dry
- Tumble Dry
- Dry Normal, No Heat
- Dry Normal, Low Heat
- Dry Normal, Medium Heat
- Dry Normal, High Heat
- Hang Dry

Ironing

- Do Not Iron
- Max Temp 110°C or 230°F
- Max Temp 150°C or 300°F
- Max Temp 200°C or 390°F
- No Steam

Choosing the Right Size

It is recommended that the sizing guidelines are used to choose the correct size of garments, to ensure a good fit, vital to comfort and safety. However as manufacturing tolerances may vary, the sizes are guidelines only.



Instructions on how to take accurate measurements are on the following page.

Body measurements should be taken over light clothing, whilst standing in an easy, natural stance.

Female

Bust:

With arms by side, measure across the fullest part of the bust, continuing around the shoulder blades and keeping the tape beneath the upper arms. Bra size may not be an accurate reflection on true bust measurement.

Waist:

At the natural waistline, take the tape measure around the smallest part of the body.

Hips:

Measure approximately 8" below the waist, around the fullest part of the body.

Male

Collar:

Place the tape measure above the collarbone by approximately 1 1/2 inches and measure around the neck. One finger should be kept between the neck and the tape measure.

Chest:

Place the tape measure around the fullest part of the chest, under arms and take the largest measurement, with arms positioned by side.

Waist:

With belts removed, place the tape measure around the natural waistline.

Unisex

Inside Leg:

Take the tape measure from the inside leg at the crotch down to where the trouser hem is to sit on the shoe. Trousers can be measured by being placed flat on the floor and the measurement being taken of the inside leg seam.

SIZE GUIDE K

Mens

To Fit	XXS	XS	-	S	-	M	-	L	-	XL	-	2XL	-	3XL	4XL	5XL	6XL	7XL
Collar Inches	-	-	14	14.5	15	15.5	16	16.5	17	17.5	18	18.5	19	19.5	20	21	22	23
Collar CM	-	-	36	37	38	39-40	41	42	43	44	45-46	47	48	49-50	51	53-54	56	58-59
Chest Inches	28-30	32-34	35	36-38	39	40	41	42	43	44	45	46-48	49	50-52	54-56	58-60	62-64	66-68
Chest CM	71-76	81-86	89	92-97	99	102	104	107	109	112	114	117-122	124	127-132	137-142	147-152	157-162	168-173
Mens Chest European	38-40	42-44	-	46-48	49	50	51	52	53	54	55	56-58	59	60-62	64-66	68-70	72-74	76-78
Waist Inches	23-25	26-28	-	29-31	-	32-34	-	35-36	-	37-38	-	39-40	-	-	-	-	-	-
Waist CM	58-63	66-71	-	74-79	-	81-86	-	89-91	-	94-96	-	99-101	-	-	-	-	-	-

Womens UK

To Fit	XXS	XS	S	M	L	XL	2XL	3XL	4XL	5XL	6XL	7XL
Bust Inches	28	30	32	34	36	38	40	42	44	46	48	50
Bust CM	71	76	81	86	91	96	102	107	112	117	122	127
Womens UK	6	8	10	12	14	16	18	20	22	24	26	28
Womens Waist Inches	21	23	25	27	29	31	33	-	-	-	-	-
Womens Waist CM	54	59	64	69	74	79	84	-	-	-	-	-

Womens European Sizes

To Fit	XXS	XS	S	M	L	XL	2XL	3XL	4XL	5XL	6XL	7XL
Bust Inches	28	30	32	34	36	38	40	42	44	46	48	50
Bust CM	71	76	81	86	91	96	102	107	112	117	122	127
Womens France/Spain	34	36	38	40	42	44	46	48	50	52	54	56
Womens Germany	32	34	36	38	40	42	44	46	48	50	52	54
Womens Italy	38	40	42	44	46	48	50	52	54	56	58	60

SIZE GUIDE B

Soft Shell Jacket, Waterproof Coat, Waterproof Bomber Jacket and Fleece Jacket

Size	S	M	L	XL	XXL	3XL	4XL	5XL	6XL
UK	36"	38/40"	42/44"	46/48"	50/52"	54/56"	58/60"	62/64"	66/68"
CM	91	97-102	107-112	117-122	127-132	137-142	147-152	157-162	167-172
EURO	46	48-50	52-54	56-58	60-62	64-66	68-70	72-74	76-78

SIZE GUIDE R

Classic Ringspun T-Shirt, Crew Neck Sweatshirt and V Neck Sweatshirt

Size	XS	S	M	L	XL	XXL
UK	34/36"	36/38"	38/40"	40/42"	42/44"	44/46"
CM	86-92	92-97	97-102	102-107	107-112	112-117cm
EURO	44-46	46-48	48-50	50-52	52-54	54-56

SIZE GUIDE S

Mens Tailored Fit Jacket

Size	32	34	36	38	40	42	44	46	48	50	52	54	56	58	60	62
Chest (CM)	96	100	104	108	112	116	120	124	129	134	139	144	149	154	159	164
Chest (IN)	37.8	39.4	40.9	42.5	44.1	45.7	47.2	48.8	50.8	52.8	54.7	56.7	57.5	60.6	62.6	64.6
Waist (CM)	88	92	96	100	104	108	112	116	126	131	136	141	146	151	156	161
Waist (IN)	34.6	36.2	37.8	39.4	40.9	42.5	44.1	45.7	49.6	51.6	53.5	55.5	57.5	59.4	61.4	63.4

Mens Regular Fit Trouser

Size	28	30	32	34	36	38	40	42	44	46	48	50	52	54	56	58
Waist (CM)	37.5	40	42.5	45	47.5	50.1	52.6	55.2	57.7	60.3	62.8	65.4	67.9	70.5	73.1	75.5
Waist (IN)	14.8	15.7	16.7	17.7	18.7	19.7	20.7	21.7	22.7	23.7	24.7	25.7	26.7	27.8	28.8	29.8
Short Leg (CM)	73.7	73.7	73.7	73.7	73.7	73.7	73.7	73.7	73.7	73.7	73.7	73.7	73.7	73.7	73.7	73.7
Short Leg (IN)	29	29	29	29	29	29	29	29	29	29	29	29	29	29	29	29
Reg Leg (CM)	78.7	78.7	78.7	78.7	78.7	78.7	78.7	78.7	78.7	78.7	78.7	78.7	78.7	78.7	78.7	78.7
Reg Leg (IN)	31	31	31	31	31	31	31	31	31	31	31	31	31	31	31	31
Long Leg (CM)	83.8	83.8	83.8	83.8	83.8	83.8	83.8	83.8	83.8	83.8	83.8	83.8	83.8	83.8	83.8	83.8
Long Leg (IN)	33	33	33	33	33	33	33	33	33	33	33	33	33	33	33	33

SIZE GUIDE S

Ladies Monique Trouser

Size	6	8	10	12	14	16	18	20	22	24	26
Waist	33	35.5	38	40.6	43	45.5	48	50.5	53	55.5	58
Inside Length (S)	74	74	74	74	74	74	74	74	74	74	74
Inside Length (R)	79	79	79	79	79	79	79	79	79	79	79
Inside Length (L) Unfinished	92	92	92	92	92	92	92	92	92	92	92

Ladies Tailored Jacket

Size	8	10	12	14	16	18	20	22
Waist (CM)	65	70	75	80	85	90	95	100
Waist (IN)	25.5	27.5	29.5	31.5	33.5	35.5	37.5	39.5

Ladies Dress

Size	8	10	12	14	16	18	20	22
Bust (CM)	82	87	92	97	102	107	112	117
Bust (IN)	32.5	34.5	36.5	38.5	40.5	42.5	44.5	46.5
Waist (CM)	65	70	75	80	85	90	95	100
Waist (IN)	25.5	27.5	29.5	31.5	33.5	35.5	37.5	39.5

Ladies Skirt

Size	8	10	12	14	16	18	20	22
Waist (CM)	65	70	75	80	85	90	95	100
Waist (IN)	25.5	27.5	29.5	31.5	33.5	35.5	37.5	39.5
Hips (CM)	92	97	102	107	112	117	122	127
Hips (IN)	36.5	38	40	42	44	46	48	50

CORPORATE CLOTHING AFTERCARE

Whilst we take every effort to ensure Skopes garments are stylish, comfortable and designed to last, they are not indestructible. The vast majority of issues are usually associated with incorrect care and fit or selecting an inappropriate fabric for the working environment.

Investing in quality means nothing if staff don't care for their garments correctly. Make sure staff follow the care instructions provided on the labels. Consider issuing a fact sheet.

When machine washing garments for best results - wash like colours together, wash suits separately, do not overload the machine as this can cause excessive creasing, use a wool wash cycle, remove quickly from the machine at the end of the cycle and hang to dry naturally.

Over washing can cause garments to wear prematurely.

Ironing directly onto the fabric will cause shine or glazing. Iron using a cool iron (2 dot setting) over a damp cloth.

Do not use fabric softeners.

Do not tumble dry garments.

Always hang garments on the hanger at the end of the day. Empty pockets and give room for the garment to recover.

A quick brush will remove dust and dirt from the fibres.

Ensure garments are rotated and not worn on consecutive days, trousers and/or skirts in particular.

Clean garments regularly. Build up of dirt in the fibres will cause garments to shine and wear out quicker.

Although not strictly necessary washable garments may benefit from an occasional dry clean to bring them back to their original, pristine condition.

Did you know that stain protection treatments deactivate in washing and reconstruct through heat (ironing or dry cleaning).

RETURNED GOODS POLICY

Perfect Condition

Items returned to us must be in perfect, re-saleable condition in their original intact packaging, not defaced by stickers or marks. Returned items should be packaged inside an outer box to avoid being spoiled by postage labels etc.

Notification of Return

A notification of your desire to return goods must be made within 5 working days of date of delivery. Once an RMA (Return Merchandise Authorisation) form is received we will contact you to confirm if the goods meet our acceptable criteria for return. If authorised a copy of the RMA form must accompany the goods back to us.

Return to stock items are subject to a handling charge of up to 20%.

It is essential to complete the form correctly for subsequent credit note or replacement goods to be issued.

No claims for shortages, non-delivery or damaged goods will be considered unless received in writing within 5 working days of date of delivery and invoice.

Accepted Returns

No returns will be accepted after 5 working days from date of delivery for any reason. Returns received after this time or without the authorised form will result in your goods being returned to you.

Non Stock Items

All products that are not standard stock lines are non-returnable unless indicated otherwise at the time of quote, order or order confirmation. These items fall outside of our standard supply chain and as such will almost certainly fall under the non-returnable category unless damaged or incorrect. In the unlikely event that a manufacturer will accept returns there will likely be a large restock and handling charge imposed on MTS. Any such charges will be passed on in full.

Special Orders / Branded Products

Orders for special products and branded garments will only be accepted on receipt of a written order and where a design or position is new an artwork approval form must be signed and received by MTS prior to any work commencing. These items are non-returnable unless faulty or incorrect. The only time when branded garments will be accepted for return outside of the above statement is if you or your company have a signed supply contract / agreement in place and the branded goods form part of an underwritten agreement for stock lines.

If we have made an error

If goods supplied by us were incorrect or faulty please notify us immediately and we will arrange to rectify the order to your satisfaction providing the goods shipped are still in saleable condition as detailed above.